




mikoo-remei[®]
PROFESSIONAL

Makeup Brushes

Company Profile

Located in Dongguan, Guangdong, China, the Manufacturing Capital of the World, Mikooremei Brush Co., Ltd is a company specializing in R&D, production, and sales of all range of beauty products. Our product range includes makeup brushes, hair brushes, beauty sponges, mirror etc.. We also offer OEM/ODM services to provide exclusive products for our clients and the products have gained a good reputation among domestic and international customers. With a focus on quality and customer satisfaction, the company adheres to scientific management principles and utilizes advanced technology and production processes. We have successfully obtained ISO9001, ISO14001, BSCI, BRC, FSC and other international certifications. Our own brands **mikoo-remei**[®] **McGAREY**[®] **Micgo**[®] have become industry standards for makeup brushes and hairbrushes. Our products are exported to including the United States, Canada, Europe, Brazil, the Middle East, Southeast Asia, and more. As a people-oriented with an emphasis on honesty, trustworthiness, and excellent customer service. We continuously innovate, strive for excellence, and sincerely provide high-quality products and services to customers worldwide.

Test Report





ACETIC ACID MAKEUP BRUSH

Acetic Acid Makeup Brush Collection Copper Ferrule



All Over Powder Brush

ITEM: M240721

The powder brush is specially designed with a full, round and dense cut for applying loose or pressed powder onto face and body. Perfect to touch up make-up anytime.



Large Powder Brush

ITEM: M240722

The powder brush is specially designed with a full, round and dense cut for applying loose or pressed powder onto face and body. Perfect to touch up make-up anytime.



Powder Brush

ITEM: M240723

The powder brush is specially designed with a full, round and dense cut for applying loose or pressed powder onto face and body. Perfect to touch up make-up anytime.



Double End Face Brush

ITEM: M240724

This brush adopts a double-ended design, including a powder brush and foundation brush, suitable for different parts, including applying loose or pressed powder, cream or liquid makeup onto face.

Acetic Acid Makeup Brush Collection Copper Ferrule



Contour Brush

ITEM: M240725

This contouring brush gives you fine precision control over the angles. To achieve angular, defined cheekbones and facial structure.



Highlighter Brush

ITEM: M240726

The highlighter brush can evenly highlight the top of the cheekbones, the bridge of the nose, the center of the forehead and the Cupid bow. It can also be used to enhance the brow shape by highlighting the brow bone arch.



Angled Blush Brush

ITEM: M240727

The angled blush brush is specially designed for highlighting and shading natural cheek bones. Apply blush and contour the bones and face.



Double End Brush

ITEM: M240728

This brush adopts a double-ended design, including a blush brush and eye shadow brush, suitable for different parts, including applying for highlighting, blushing and shading natural cheek bones. Apply eye color and to softly blend shadows into one another.

Acetic Acid Makeup Brush Collection Copper Ferrule



Eye Shadow Brush

ITEM: M240729

The eye shadow brush is specially designed to apply eye color and to softly blend shadows into one another.



Eye Blending Brush

ITEM: M240730

The eye blending brush is ideal to buff out harsh lines and seamlessly blend colors together on the lid. Suitable for use with loose and pressed eyeshadow products, this brush ensures a controlled application and blending of color.



Angled Eyeshadow Brush

ITEM: M240731

The angled eyeshadow brush is perfect for applying eye shadow either all over your lid, into the brow bone, or inside your crease. Can also be used to apply cheek highlighter or setting powder over concealer.



Double End Eye Brush

ITEM: M240732

This brush adopts a double-ended design, including an angled brow brush and eye pencil brush, suitable for different parts, including shaping and defining brows, eyeliner, eyelid and so on.



Angled Brow Brush

ITEM: M240733

The brow brush is specifically designed to professionally apply brow powders, creams, gels, and waxes easily and precisely. It allows you to accurately shape and define brows and the custom-blended fibers provide smooth and seamless blending.




Detail Brush

ITEM: M240734

Use the tip to blend eyeshadow under your lower lashes and target smaller areas like the inner and outer corners for intense pigment application.

Acetic Acid Makeup Brush Collection Copper Ferrule



All Over Powder Brush ITEM: M240751

The powder brush is specially designed with a full, round and dense cut for applying loose or pressed powder onto face and body. Perfect to touch up make-up anytime.



Large Powder Brush ITEM: M240752

The powder brush is specially designed with a full, round and dense cut for applying loose or pressed powder onto face and body. Perfect to touch up make-up anytime.



Powder Brush ITEM: M240753

The powder brush is specially designed with a full, round and dense cut for applying loose or pressed powder onto face and body. Perfect to touch up make-up anytime.



Double End Face Brush ITEM: M240754

This brush adopts a double-ended design, including a powder brush and foundation brush, suitable for different parts, including applying loose or pressed powder, creme or liquid makeup onto face.



Contour Brush ITEM: M240755

This contouring brush gives you fine precision control over the angles. To achieve angular, defined cheekbones and facial structure.



Highlighter Brush ITEM: M240756

The highlighter brush can evenly highlight the top of the cheekbones, the bridge of the nose, the center of the forehead and the Cupid bow. It can also be used to enhance the brow shape by highlighting the brow bone arch.

Acetic Acid Makeup Brush Collection Copper Ferrule



Angled Blush Brush

ITEM: M240757

The angled blush brush is specially designed for highlighting and shading natural cheek bones. Apply blush and contour the bones and face.



Double End Brush

ITEM: M240758

This brush adopts a double-ended design, including a blush brush and eye shadow brush, suitable for different parts, including applying for highlighting, blushing and shading natural cheek bones. Apply eye color and to softly blend shadows into one another.



Eye Shadow Brush

ITEM: M240759

The eye shadow brush is specially designed to apply eye color and to softly blend shadows into one another.



Eye Blending Brush

ITEM: M240760

The eye blending brush is ideal to buff out harsh lines and seamlessly blend colors together on the lid. Suitable for use with loose and pressed eyeshadow products, this brush ensures a controlled application and blending of color.



Angled Eyeshadow Brush

ITEM: M240761

The angled eyeshadow brush is perfect for applying eye shadow either all over your lid, into the brow bone, or inside your crease. Can also be used to apply cheek highlighter or setting powder over concealer.



Double End Eye Brush

ITEM: M240762

This brush adopts a double-ended design, including an angled brow brush and eye pencil brush, suitable for different parts, including shaping and defining brows, eyeliner, eyelid and so on.



Angled Brow Brush

ITEM: M240763

The brow brush is specifically designed to professionally apply brow powders, creams, gels, and waxes easily and precisely. It allows you to accurately shape and define brows and the custom-blended fibers provide smooth and seamless blending.



Detail Brush

ITEM: M240764

Whether you're delicately blending along the inner corners, drawing super-thin lines, adding highlight or blurring between the edges, just about any look is within reach with this makeup brush in your kit.



Acetic Acid Makeup Brush Collection Copper Ferrule



All Over Powder Brush **ITEM: M240811**

The powder brush is specially designed with a full, round and dense cut for applying loose or pressed powder onto face and body. Perfect to touch up make-up anytime.



Large Powder Brush **ITEM: M240812**

The powder brush is specially designed with a full, round and dense cut for applying loose or pressed powder onto face and body. Perfect to touch up make-up anytime.



Powder Brush **ITEM: M240813**

The powder brush is specially designed with a full, round and dense cut for applying loose or pressed powder onto face and body. Perfect to touch up make-up anytime.



Double End Face Brush **ITEM: M240814**

This brush adopts a double-ended design, including a powder brush and foundation brush, suitable for different parts, including applying loose or pressed powder, creme or liquid makeup onto face.



Contour Brush **ITEM: M240815**

This contouring brush gives you fine precision control over the angles. To achieve angular, defined cheekbones and facial structure.



Highlighter Brush **ITEM: M240816**

The highlighter brush can evenly highlight the top of the cheekbones, the bridge of the nose, the center of the forehead and the Cupid bow. It can also be used to enhance the brow shape by highlighting the brow bone arch.



Angled Blush Brush **ITEM: M240817**

The angled blush brush is specially designed for highlighting and shading natural cheek bones. Apply blush and contour the bones and face.

Acetic Acid Makeup Brush Collection Copper Ferrule



Double End Brush ITEM: M240818

This brush adopts a double-ended design, including a blush brush and eye shadow brush, suitable for different parts, including applying for highlighting, blushing and shading natural cheek bones. Apply eye color and to softly blend shadows into one another.



Foundation Brush ITEM: M240819

The foundation brush is specially designed for smooth, flawless makeup finish. Perfect to apply creme or liquid makeup. Soft and tapered for seamless blending.



Eye Shadow Brush ITEM: M240820

The eye shadow brush is specially designed to apply eye color and to softly blend shadows into one another.



Eye Blending Brush ITEM: M240821

The eye blending brush is ideal to buff out harsh lines and seamlessly blend colors together on the lid. Suitable for use with loose and pressed eyeshadow products, this brush ensures a controlled application and blending of color.



Angled Eyeshadow Brush ITEM: M240822

The angled eyeshadow brush is perfect for applying eye shadow either all over your lid, into the brow bone, or inside your crease. Can also be used to apply cheek highlighter or setting powder over concealer.



Double End Eye Brush ITEM: M240823

This brush adopts a double-ended design, including an angled brow brush and eye pencil brush, suitable for different parts, including shaping and defining brows, eyeliner, eyelid and so on.



Angled Brow Brush ITEM: M240824

The brow brush is specifically designed to professionally apply brow powders, creams, gels, and waxes easily and precisely. It allows you to accurately shape and define brows and the custom-blended fibers provide smooth and seamless blending.



Detail Brush ITEM: M240825

Whether you're delicately blending along the inner corners, drawing super-thin lines, adding highlight or blurring between the edges, just about any look is within reach with this makeup brush in your kit.

Acetic Acid Makeup Brush Collection Copper Ferrule




All Over Powder Brush ITEM: M240781

The powder brush is specially designed with a full, round and dense cut for applying loose or pressed powder onto face and body. Perfect to touch up make-up anytime.




Large Powder Brush ITEM: M240782

The powder brush is specially designed with a full, round and dense cut for applying loose or pressed powder onto face and body. Perfect to touch up make-up anytime.




Powder Brush ITEM: M240783

The powder brush is specially designed with a full, round and dense cut for applying loose or pressed powder onto face and body. Perfect to touch up make-up anytime.



Double End Face Brush ITEM: M240784

This brush adopts a double-ended design, including a powder brush and foundation brush, suitable for different parts, including applying loose or pressed powder, creme or liquid makeup onto face.



Contour Brush ITEM: M240785

This contouring brush gives you fine precision control over the angles. To achieve angular, defined cheekbones and facial structure.



Highlighter Brush ITEM: M240786

The highlighter brush can evenly highlight the top of the cheekbones, the bridge of the nose, the center of the forehead and the Cupid bow. It can also be used to enhance the brow shape by highlighting the brow bone arch.




Angled Blush Brush ITEM: M240787

The angled blush brush is specially designed for highlighting and shading natural cheek bones. Apply blush and contour the bones and face.

Acetic Acid Makeup Brush Collection

Copper Ferrule



Double End Brush

ITEM: M240788

This brush adopts a double-ended design, including a blush brush and eye shadow brush, suitable for different parts, including applying for highlighting, blushing and shading natural cheek bones. Apply eye color and to softly blend shadows into one another.



Foundation Brush

ITEM: M240789

The foundation brush is specially designed for smooth, flawless makeup finish. Perfect to apply creme or liquid makeup. Soft and tapered for seamless blending.



Eye Shadow Brush

ITEM: M240790

The eye shadow brush is specially designed to apply eye color and to softly blend shadows into one another.



Eye Blending Brush

ITEM: M240791

The eye blending brush is ideal to buff out harsh lines and seamlessly blend colors together on the lid. Suitable for use with loose and pressed eyeshadow products, this brush ensures a controlled application and blending of color.



Angled Eyeshadow Brush

ITEM: M240792

The angled eyeshadow brush is perfect for applying eye shadow either all over your lid, into the brow bone, or inside your crease. Can also be used to apply cheek highlighter or setting powder over concealer.



Double End Eye Brush

ITEM: M240793

This brush adopts a double-ended design, including an angled brow brush and eye pencil brush, suitable for different parts, including shaping and defining brows, eyeliner, eyelid and so on.



Angled Brow Brush

ITEM: M240794

The brow brush is specifically designed to professionally apply brow powders, creams, gels, and waxes easily and precisely. It allows you to accurately shape and define brows and the custom-blended fibers provide smooth and seamless blending.



Detail Brush

ITEM: M240795

Whether you're delicately blending along the inner corners, drawing super-thin lines, adding highlight or blurring between the edges, just about any look is within reach with this makeup brush in your kit.



All Over Powder Brush ITEM:M240541

The powder brush is specially designed with a full, round and dense cut for applying loose or pressed powder onto face and body. Perfect to touch up make-up anytime.



Powder Brush ITEM:M240542

The powder brush is specially designed with a full, round and dense cut for applying loose or pressed powder onto face and body. Perfect to touch up make-up anytime.



Flat Foundation Brush ITEM:M240543

The foundation brush is specially designed for smooth, flawless makeup finish. Perfect to apply creme or liquid makeup. Soft and tapered for seamless blending.



Angled Blush Brush ITEM:M240544

The angled blush brush is specially designed for highlighting and shading natural cheek bones. Apply blush and contour the bones and face.



Highlighter Brush ITEM:M240545

The highlighter brush can evenly highlight the top of the cheekbones, the bridge of the nose, the center of the forehead and the Cupid bow. It can also be used to enhance the brow shape by highlighting the brow bone arch.



Foundation Brush ITEM:M240546

The highlighter brush can evenly highlight the top of the cheekbones, the bridge of the nose, the center of the forehead and the Cupid bow. It can also be used to enhance the brow shape by highlighting the brow bone arch.



Eye blending Brush ITEM:M240547

The eye blending brush is ideal to buff out harsh lines and seamlessly blend colors together on the lid. Suitable for use with loose and pressed eyeshadow products, this brush ensures a controlled application and blending of color



Large Eyeshadow Brush ITEM:M240548

The eye shadow brush is specially designed to apply eye color and to softly blend shadows into one another.



Eyeshadow Brush ITEM:M240549

The eye shadow brush is specially designed to apply eye color and to softly blend shadows into one another.



Concealer Brush ITEM:M240550

The concealer brush is ideal for using blend makeup products with creamy texture naturally and without brush marks to cover dark circles and colour spots as well as blemishes to achieve perfect and natural face makeup.



Angled Brow Brush ITEM:M240551

The brow brush is specifically designed to professionally apply brow powders, creams, gels, and waxes easily and precisely. It allows you to accurately shape and define brows and the custom-blended fibers provide smooth and seamless blending.

Acrylic Display Packaging



ITEM:M240570

- Powder Brush*4
- Angled Blush Brush*4
- Highlighter Brush*4
- Flat Foundation Brush*6
- Foundation Brush*6
- Eye Blending Brush*6
- Eye Shadow Brush*6

TOTAL:36PCS

Product Packaging





ITEM: M240331 All Over Powder Brush

The powder brush is specially designed with a full, round and dense cut for applying loose or pressed powder onto face and body. Perfect to touch up make-up anytime.



ITEM: M240332 Large Powder Brush

The powder brush is specially designed with a full, round and dense cut for applying loose or pressed powder onto face and body. Perfect to touch up make-up anytime.



ITEM: M240333 Powder Brush

The powder brush is specially designed with a full, round and dense cut for applying loose or pressed powder onto face and body. Perfect to touch up make-up anytime.



ITEM: M240334 Stippling Brush

The stippling brush is perfect for foundation powder polishing, large area blush and contouring. It helps to push the makeup product onto your skin rather than having your bristles absorb the formula.



ITEM: M240335 Contour Brush

This contouring brush gives you fine precision control over the angles. To achieve angular, defined cheekbones and facial structure.



ITEM: M240336 Blush Brush

The blush brush is specially designed for highlighting and shading natural cheek bones. Apply blush and contour the bones and face.



ITEM: M240337 Angled Blush Brush

The angled blush brush is specially designed for highlighting and shading natural cheek bones. Apply blush and contour the bones and face.



ITEM: M240338 Highlighter Brush

The highlighter brush can evenly highlight the top of the cheekbones, the bridge of the nose, the center of the forehead and the Cupid bow. It can also be used to enhance the brow shape by highlighting the brow bone arch.

**ITEM: M240339** Foundation Brush

The foundation brush is specially designed for smooth, flawless makeup finish. Perfect to apply creme or liquid makeup. Soft and tapered for seamless blending.

**ITEM: M240340** Highlighter Brush

The highlighter brush can evenly highlight the top of the cheekbones, the bridge of the nose, the center of the forehead and the Cupid bow. It can also be used to enhance the brow shape by highlighting the brow bone arch.

**ITEM: M240341** Eye Blending Brush

The eye blending brush is ideal to buff out harsh lines and seamlessly blend colors together on the lid. Suitable for use with loose and pressed eyeshadow products, this brush ensures a controlled application and blending of color.

**ITEM: M240342** Angled Eyeshadow Brush

The angled eyeshadow brush is perfect for applying eye shadow either all over your lid, into the brow bone, or inside your crease. Can also be used to apply cheek highlighter or setting powder over concealer.

**ITEM: M240343** Eye Shadow Brush

The eye shadow brush is specially designed to apply eye color and to softly blend shadows into one another.

**ITEM: M240344** Angled Eyeshadow Brush

The angled eyeshadow brush is perfect for applying eye shadow either all over your lid, into the brow bone, or inside your crease. Can also be used to apply cheek highlighter or setting powder over concealer.

**ITEM: M240345** Eye Shadow Brush

The eye shadow brush is specially designed to apply eye color and to softly blend shadows into one another.

**ITEM: M240346** Detail Brush

Whether you're delicately blending along the inner corners, drawing super-thin lines, adding highlight or blurring between the edges, just about any look is within reach with this makeup brush in your kit.

**ITEM: M240347** Angled Brow Brush

The brow brush is specifically designed to professionally apply brow powders, creams, gels, and waxes easily and precisely. It allows you to accurately shape and define brows and the custom-blended fibers provide smooth and seamless blending.

**ITEM: M240348** Double End Eye Brush

This brush adopts a double-ended design, including an eye blending brush and eye pencil brush, suitable for different parts, including eye shadow, eyeliner, eyelid and so on.

**ITEM: M240349** Double End Brow Brush

This brush adopts a double-ended design. The angled eyebrow brush shapes and defines the eyebrow, and the mascara brush with a high quality spoolie seamlessly fills the arches and gaps.



ITEM: M240931 All Over Powder Brush

The powder brush is specially designed with a full, round and dense cut for applying loose or pressed powder onto face and body. Perfect to touch up make-up anytime.



ITEM: M240932 Powder Brush

The powder brush is specially designed with a full, round and dense cut for applying loose or pressed powder onto face and body. Perfect to touch up make-up anytime.



ITEM: M240933 Foundation Brush

The foundation brush is specially designed for smooth, flawless makeup finish. Perfect to apply creme or liquid makeup. Soft and tapered for seamless blending.



ITEM: M240934 Angled Blush Brush

The angled blush brush is specially designed for highlighting and shading natural cheek bones. Apply blush and contour the bones and face.



ITEM: M240935 Large Foundation Brush

The foundation brush is specially designed for smooth, flawless makeup finish. Perfect to apply creme or liquid makeup. Soft and tapered for seamless blending.



ITEM: M240936 Foundation Brush

The foundation brush is specially designed for smooth, flawless makeup finish. Perfect to apply creme or liquid makeup. Soft and tapered for seamless blending.



ITEM: M240937 Highlighter Brush

The highlighter brush can highlight cheekbones, nose bridge, forehead center, Cupid's bow, and enhance brow shape by highlighting the brow bone arch.



ITEM: M240938 Curved Blending Brush

The curved blending brush is suitable for the final coloring, blending, and setting of eye makeup with this unique half-crescent fan-shaped design.



ITEM: M240939 Nose Shadow Brush

The brush head is the perfect shape for accessing awkward areas of the face like the sides of the nose, inner corners of the eye, and beneath the eyebrow.



ITEM: M240940 Eye Blending Brush

The eye blending brush is ideal to buff out harsh lines and seamlessly blend colors together on the lid. Suitable for use with loose and pressed eyeshadow products.



ITEM: M240941 Eye Shadow Brush

The eye shadow brush is specially designed to apply eye color and to softly blend shadows into one another.



ITEM: M240942 Small Eye Shadow Brush

The eye shadow brush is specially designed to apply eye color and to softly blend shadows into one another.



ITEM: M240943 Concealer Brush

The concealer brush is perfect for precise application of concealer to under-eye areas, lid or lash line color, or cream/powder products in hard-to-reach face areas.



ITEM: M240944 Angled Brow Brush

The brow brush is specifically designed to professionally apply brow powders, creams, gels, and waxes easily and precisely.



ITEM: M240960 Basic Makeup Brush Set

Mikoo-remei Basic Makeup Brush Set is tailor-made for newcomers to the world of makeup. This brushes set includes powder brush, foundation brush, eyeshadow brush, angled brow brush and a pouch.



Powder Brush

ITEM: M240841

*The powder brush is specially designed with a full, round and dense cut for applying loose or pressed powder onto face and body. Perfect to touch up make-up anytime.



Blush Brush

ITEM: M240842

*The blush brush is specially designed for highlighting and shading natural cheek bones. Apply blush and contour the bones and face.



Contour Brush

ITEM: M240843

*This contouring brush gives you fine precision control over the angles. To achieve angular, defined cheekbones and facial structure.



Foundation Brush

ITEM: M240844

*The foundation brush is specially designed for smooth, flawless makeup finish. Perfect to apply creme or liquid makeup. Soft and tapered for seamless blending.



Stippling Brush

ITEM: M240845

*The stippling brush is perfect for foundation powder polishing, large area blush and contouring. It helps to push the makeup product onto your skin rather than having your bristles absorb the formula.



Highlighter Brush

ITEM: M240846

*The highlighter brush can evenly highlight the top of the cheekbones, the bridge of the nose, the center of the forehead and the Cupid bow. It can also be used to enhance the brow shape by highlighting the brow bone arch.



Mascara Brush

ITEM: M240847

*The mascara brush is for combing and separating eyelashes during and after eyelash extension. It gives the eyelashes a beautiful shape and divide them easily if they stick to each other.



Eye Shadow Brush

ITEM: M240848

*The eye shadow brush is specially designed to apply eye color and to softly blend shadows into one another.



Eye Blending Brush

ITEM: M240849

*The eye blending brush is ideal to buff out harsh lines and seamlessly blend colors together on the lid. Suitable for use with loose and pressed eyeshadow products, this brush ensures a controlled application and blending of color.



Eye Shadow Brush

ITEM: M240850

*The eye shadow brush is specially designed to apply eye color and to softly blend shadows into one another.



Angled Eyeshadow Brush

ITEM: M240851

*The angled eyeshadow brush is perfect for applying eye shadow either all over your lid, into the brow bone, or inside your crease. Can also be used to apply cheek highlighter or setting powder over concealer.



Nose Shadow Brush

ITEM: M240852

*The brush head is the perfect shape for accessing awkward areas of the face like the sides of the nose, inner corners of the eye, and beneath the eyebrow. Use the brush to apply shade to both sides of the nose and blend to enhance the shape of your nose with subtle emphasis.



Smokey Eye Brush

ITEM: M240853

*The smokey brush is ideal for creating a smokey eye and perfect for the woman who wants a diffused liner look.



Detail Brush

ITEM: M240854

*Whether you're delicately blending along the inner corners, drawing super-thin lines, adding highlight or blurring between the edges, just about any look is within reach with this makeup brush in your kit.



Angled Eyeliner Brush

ITEM: M240855

*This brush is angled to hug the shape of the eye and is ideal for creating a variety of looks. It can be used to draw precise thin lines, smudge, or to create a classic cat-eye.



Angled Brow Brush

ITEM: M240856

*The brow brush is specifically designed to professionally apply brow powders, creams, gels, and waxes easily and precisely. It allows you to accurately shape and define brows and the custom-blended fibers provide smooth and seamless blending.



Powder Brush

ITEM: M240871

The powder brush is specially designed with a full, round and dense cut for applying loose or pressed powder onto face and body. Perfect to touch up make-up anytime.



Blush Brush

ITEM: M240872

The blush brush is specially designed for highlighting and shading natural cheek bones. Apply blush and contour the bones and face.



Angled Contour Brush

ITEM: M240873

This contouring brush gives you fine precision control over the angles. To achieve angular, defined cheekbones and facial structure.



Foundation Brush

ITEM: M240874

The foundation brush is specially designed for smooth, flawless makeup finish. Perfect to apply creme or liquid makeup. Soft and tapered for seamless blending.



Highlighter Brush

ITEM: M240875

The highlighter brush can evenly highlight the top of the cheekbones, the bridge of the nose, the center of the forehead and the Cupid bow. It can also be used to enhance the brow shape by highlighting the brow bone arch.



Smudge Brush

ITEM: M240876

Using the smudge brush end of your pencil, blend your lower lash line dashes together, starting from the inner corner to the outer. Do the same on your top lid, starting from the outer corner to the inner. Smudge until you feel got the soft finish you want.



Nose Shadow Brush

ITEM: M240877

The brush head is the perfect shape for accessing awkward areas of the face like the sides of the nose, inner corners of the eye, and beneath the eyebrow. Use the brush to apply shade to both sides of the nose and blend to enhance the shape of your nose with subtle emphasis.



Shadow Primer Brush

ITEM: M240878

Smooth a small amount of eye shadow primer onto the entire lid with your shadow primer brush, blending up and out toward the brow. Try to apply as close to the lash line as possible. Use a smaller concealer brush or base brush to blend it evenly.



Large Blending Brush

ITEM: M240879

Swipe the fluffy bristles into the crease of your lids with a windshield-wiper motion to diffuse your eyeshadow, and swirl it around the edges of your eyes when blending multiple shades on top of one another.



Shorter Shade Brush

ITEM: M240880

Load the bristles with the product and tap it over any areas that need extra coverage (like under the eyes, around your nose, or cover blemishes).



Shorter Shade Smudge Brush

ITEM: M240881

Use a back and forth motion to blend contrasting eyeshadow shades together. To soften eyeliner, dampen the brush and smudge along the lash line with small strokes.



Eye Brow Brush

ITEM: M240882

Use the brush side to apply your brow product whether that's a powder or a gel. Whether cream or powder, use short staccato strokes, making sure to come to a defined point at the ends.



Small Blending Brush

ITEM: M240883

Swirl your brush over a powder eyeshadow plate or highlighter, tap off the excess, then lightly blend the brush over the tops of your eyelid or upper eyelid, Cupid's bow, and anywhere else the light naturally hits your face.



Detail Brush

ITEM: M240884

Whether you're delicately blending along the inner corners, drawing super-thin lines, adding highlight or blurring between the edges, just about any look is within reach with this makeup brush in your kit.



Mascara Brush

ITEM: M240885

The mascara brush is for combing and separating eyelashes during and after eyelash extension. It gives the eyelashes a beautiful shape and divide them easily if they stick to each other.



Lip Brush

ITEM: M240886

The lip brush is ideal for the application of lipsticks and lip glosses, as well as liquid and creamy ones. Specially designed, a round shape tip, allows for precise and controlled application.



Angled Brow Brush

ITEM: M240887

The brow brush is specifically designed to professionally apply brow powders, creams, gels, and waxes easily and precisely. It allows you to accurately shape and define brows and the custom-blended fibers provide smooth and seamless blending.



Concealer Brush

ITEM: M240888

The concealer brush is ideal for a controlled and precise application of concealer to the under-eye area, colour to the lid or lash line, or cream or powder products to hard-to-reach areas of the face.



Powder Brush

ITEM: M240901

*The powder brush is specially designed with a full, round and dense cut for applying loose or pressed powder onto face and body. Perfect to touch up make-up anytime.



Angled Blush Brush

ITEM: M240902

*The angled blush brush is specially designed for highlighting and shading natural cheek bones. Apply blush and contour the bones and face.



Highlighter Brush

ITEM: M240903

*The highlighter brush can evenly highlight the top of the cheekbones, the bridge of the nose, the center of the forehead and the Cupid bow. It can also be used to enhance the brow shape by highlighting the brow bone arch.



Foundation Brush

ITEM: M240904

*The foundation brush is specially designed for smooth, flawless makeup finish. Perfect to apply creme or liquid makeup. Soft and tapered for seamless blending.



Eye Blending Brush

ITEM: M240905

*The eye blending brush is ideal to buff out harsh lines and seamlessly blend colors together on the lid. Suitable for use with loose and pressed eyeshadow products, this brush ensures a controlled application and blending of color.



Large Eye Shadow Brush

ITEM: M240906

*The eye shadow brush is specially designed to apply eye color and to softly blend shadows into one another.



Blending Brush

ITEM: M240907

*The blending brush is perfect for applying color from lash line to brow bone for a natural flush of color or just underneath the brow bone to highlight and brighten the eye area.



Angled Eyeshadow Brush

ITEM: M240908

*The angled eyeshadow brush is perfect for applying eye shadow either all over your lid, into the brow bone, or inside your crease. Can also be used to apply cheek highlighter or setting powder over concealer.



Medium Eye Shadow Brush

ITEM: M240909

*The eye shadow brush is specially designed to apply eye color and to softly blend shadows into one another.



Concealer Brush

ITEM: M240910

*The concealer brush is ideal for a controlled and precise application of concealer to the under-eye area, colour to the lid or lash line, or cream or powder products to hard-to-reach areas of the face.



Detail Brush

ITEM: M240911

*Whether you're delicately blending along the inner corners, drawing super-thin lines, adding highlight or blurring between the edges, just about any look is within reach with this makeup brush in your kit.



Angled Brow Brush

ITEM: M240912

*The brow brush is specifically designed to professionally apply brow powders, creams, gels, and waxes easily and precisely. It allows you to accurately shape and define brows and the custom-blended fibers provide smooth and seamless blending.



All Over Powder Brush **ITEM: M240571**

The powder brush is specially designed with a full, round and dense cut for applying loose or pressed powder onto face and body. Perfect to touch up make-up anytime.



Large Powder Brush **ITEM: M240572**

The powder brush is specially designed with a full, round and dense cut for applying loose or pressed powder onto face and body. Perfect to touch up make-up anytime.



Flat Foundation Brush **ITEM: M240573**

The foundation brush is specially designed for smooth, flawless makeup finish. Perfect to apply creme or liquid makeup. Soft and tapered for seamless blending.



Stippling Brush **ITEM: M240574**

The stippling brush is perfect for foundation powder polishing, large area blush and contouring. It helps to push the makeup product onto your skin rather than having your bristles absorb the formula.



Highlighter Brush **ITEM: M240575**

The highlighter brush can evenly highlight the top of the cheekbones, the bridge of the nose, the center of the forehead and the Cupid bow. It can also be used to enhance the brow shape by highlighting the brow bone arch.



Contour Brush **ITEM: M240576**

This contouring brush gives you fine precision control over the angles. To achieve angular, defined cheekbones and facial structure.



Nose Shadow Brush

ITEM: M240577

The brush head is the perfect shape for accessing awkward areas of the face like the sides of the nose, inner corners of the eye, and beneath the eyebrow. Use the brush to apply shade to both sides of the nose and blend to enhance the shape of your nose with subtle emphasis.



Curved Blending Brush

ITEM: M240578

The curved blending brush is suitable for the final coloring, blending, and setting of eye makeup with this unique half-crescent fan-shaped design.



Eye Blending Brush

ITEM: M240579

The eye blending brush is ideal to buff out harsh lines and seamlessly blend colors together on the lid. Suitable for use with loose and pressed eyeshadow products, this brush ensures a controlled application and blending of color.



Eye Shadow Brush

ITEM: M240580

The eye shadow brush is specially designed to apply eye color and to softly blend shadows into one another.



Concealer Brush

ITEM: M240581

The concealer brush is ideal for a controlled and precise application of concealer to the under-eye area, colour to the lid or lash line, or cream or powder products to hard-to-reach areas of the face.



Detail Brush

ITEM: M240582

Whether you're delicately blending along the inner corners, drawing super-thin lines, adding highlight or blurring between the edges, just about any look is within reach with this makeup brush in your kit.



Detail Brush

ITEM: M240583

Whether you're delicately blending along the inner corners, drawing super-thin lines, adding highlight or blurring between the edges, just about any look is within reach with this makeup brush in your kit.



Powder Brush

ITEM: M240601

The powder brush is specially designed with a full, round and dense cut for applying loose or pressed powder onto face and body. Perfect to touch up make-up anytime.



Contour Brush

ITEM: M240602

This contouring brush gives you fine precision control over the angles. To achieve angular, defined cheekbones and facial structure.



Flat Foundation Brush

ITEM: M240603

The foundation brush is specially designed for smooth, flawless makeup finish. Perfect to apply creme or liquid makeup. Soft and tapered for seamless blending.



Small Powder Brush

ITEM: M240604

The powder brush is specially designed with a full, round and dense cut for applying loose or pressed powder onto face and body. Perfect to touch up make-up anytime.



Angled Blush Brush

ITEM: M240605

The angled blush brush is specially designed for highlighting and shading natural cheek bones. Apply blush and contour the bones and face.



Highlighter Brush

ITEM: M240606

The highlighter brush can evenly highlight the top of the cheekbones, the bridge of the nose, the center of the forehead and the Cupid bow. It can also be used to enhance the brow shape by highlighting the brow bone arch.



Foundation Brush

ITEM: M240607

The foundation brush is specially designed for smooth, flawless makeup finish. Perfect to apply creme or liquid makeup. Soft and tapered for seamless blending.



Eye Blending Brush

ITEM: M240608

The eye blending brush is ideal to buff out harsh lines and seamlessly blend colors together on the lid. Suitable for use with loose and pressed eyeshadow products, this brush ensures a controlled application and blending of color.



Large Eyeshadow Brush

ITEM: M240609

The eye shadow brush is specially designed to apply eye color and to softly blend shadows into one another.



Angled Eyeshadow Brush

ITEM: M240610

The angled eyeshadow brush is perfect for applying eye shadow either all over your lid, into the brow bone, or inside your crease. Can also be used to apply cheek highlighter or setting powder over concealer.



Eyeshadow Brush

ITEM: M240611

The eye shadow brush is specially designed to apply eye color and to softly blend shadows into one another.



Concealer Brush

ITEM: M240612

The concealer brush is ideal for a controlled and precise application of concealer to the under-eye area, colour to the lid or lash line, or cream or powder products to hard-to-reach areas of the face.



Angled Brow Brush

ITEM: M240613

The brow brush is specifically designed to professionally apply brow powders, creams, gels, and waxes easily and precisely. It allows you to accurately shape and define brows and the custom-blended fibers provide smooth and seamless blending.

mikoo-remei[®]
PROFESSIONAL



THE SWEET BRUSH



ITEM: M240961 Powder Brush

The powder brush is specially designed with a full, round and dense cut for applying loose or pressed powder onto face and body. Perfect to touch up make-up anytime.



ITEM: M240962 Angled Blush Brush

The angled blush brush is specially designed for highlighting and shading natural cheek bones. Apply blush and contour the bones and face.



ITEM: M240963 Angled Foundation Brush

The angled foundation brush mimics finger tips for even makeup application, helping to conceal imperfections like dark circles, fine lines, freckles, and red spots.



ITEM: M240964 Eye Blending Brush

The eye blending brush is ideal to buff out harsh lines and seamlessly blend colors together on the lid. Suitable for use with loose and pressed eyeshadow products.



ITEM: M240965 Eye Shadow Brush

The eye shadow brush is specially designed to apply eye color and to softly blend shadows into one another.



ITEM: M240966 Double End Brow Brush

This double-ended brush shapes and defines eyebrows with the angled brush, while the high-quality spoolie fills in arches and gaps seamlessly with mascara.



ITEM: M240967 Detail Brush

Use the tip to blend eyeshadow under your lower lashes and target smaller areas like the inner and outer corners for intense pigment application.



ITEM: M240988
Basic Face Makeup Brush Set

Mikoo-remei Basic Makeup Brush Set is tailor-made for newcomers to the world of makeup. This brushes set includes powder brush, blush brush and foundation brush.



ITEM: M240989
Eye Makeup Brush Set

This eye makeup brush set comes with soft CRUELTY FREE Premium, non-shedding, 100% vegan-friendly HIGH QUALITY synthetic bristles and sleek lightweight attractive plastic handles that are very easy to handle. Eyeshadow brushes set create the perfect smokey look or any eye makeup application.



ITEM: M240990
2pc Foundation Tools Set

Kabuki Brush is made with dense synthetic fibers, soft and silky touch, excellent powder grip. Easy to apply Foundation, Blush, Bronzer, Contour and Creams. The makeup sponge is made from non-latex, which have a super soft & bouncy feel. Always give you a natural and gorgeous makeup application.



ITEM: M240991 Powder Brush

The powder brush is specially designed with a full, round and dense cut for applying loose or pressed powder onto face and body. Perfect to touch up make-up anytime.



ITEM: M240992 Angled Blush Brush

The angled blush brush is specially designed for highlighting and shading natural cheek bones. Apply blush and contour the bones and face.



ITEM: M240993 Angled Foundation Brush

The angled foundation brush mimics finger tips for even makeup application, helping to conceal imperfections like dark circles, fine lines, freckles, and red spots.



ITEM: M240994 Eye Blending Brush

The eye blending brush is ideal to buff out harsh lines and seamlessly blend colors together on the lid. Suitable for use with loose and pressed eyeshadow products.



ITEM: M240995 Eye Shadow Brush

The eye shadow brush is specially designed to apply eye color and to softly blend shadows into one another.



ITEM: M240996 Double End Brow Brush

This double-ended brush shapes and defines eyebrows with the angled brush, while the high-quality spoolie fills in arches and gaps seamlessly with mascara.



ITEM: M240997 Detail Brush

Use the tip to blend eyeshadow under your lower lashes and target smaller areas like the inner and outer corners for intense pigment application.



ITEM: M241018
Basic Face Makeup Brush Set

Mikoo-remei Basic Makeup Brush Set is tailor-made for newcomers to the world of makeup. This brushes set includes powder brush, blush brush and foundation brush.



ITEM: M241019
Eye Makeup Brush Set

This eye makeup brush set comes with soft CRUELTY FREE Premium, non-shedding, 100% vegan-friendly HIGH QUALITY synthetic bristles and sleek lightweight attractive plastic handles that are very easy to handle. Eyeshadow brushes set create the perfect smokey look or any eye makeup application.



ITEM: M241020
2pc Foundation Tools Set

Kabuki Brush is made with dense synthetic fibers, soft and silky touch, excellent powder grip. Easy to apply Foundation, Blush, Bronzer, Contour and Creams. The makeup sponge is made from non-latex, which have a super soft & bouncy feel. Always give you a natural and gorgeous makeup application.



ITEM: M241021 Powder Brush

The powder brush is specially designed with a full, round and dense cut for applying loose or pressed powder onto face and body. Perfect to touch up make-up anytime.



ITEM: M241022 Angled Foundation Brush

The angled foundation brush mimics finger tips for even makeup application, helping to conceal imperfections like dark circles, fine lines, freckles, and red spots.



ITEM: M241023 Angled Blush Brush

The angled blush brush is specially designed for highlighting and shading natural cheek bones. Apply blush and contour the bones and face.



ITEM: M241024 Angled Eyeshadow Brush

The angled eyeshadow brush is perfect for applying eye shadow either all over your lid, into the brow bone, or inside your crease. Can also be used to apply cheek highlighter or setting powder over concealer.



ITEM: M241025 Mascara Brush

The mascara brush is for combing and separating eyelashes during and after eyelash extension. It gives the eyelashes a beautiful shape and divide them easily if they stick to each other.



ITEM: M241049
Sparkling Makeup Brush Set

Our 5-piece glitter makeup brush set has crystal sparkle handles and is perfect for both beginners and enthusiasts. These professional-grade brushes are superior in quality and easy to use, with a complete assortment. The handles are filled with beautiful sequins, adding a touch of glamour to your makeup routine.



ITEM: M241050
Sparkling Eye Brush Set

This adorable eye makeup brush set features an eye shadow brush, eye blending brush, angled shadow brush, detail brush, and angled brow brush. The handles are filled with beautiful sequins, capturing stunning moments in acrylic. Let the glitter sequins add a touch of glamour to your makeup routine.



ITEM: M241168 5PCS Makeup Brushes Set

Enhance your makeup routine with these versatile 5 multitasking tools, designed to help you create a flawless base and apply your essentials. Ideal for setting powder, foundation, concealer, blush, and eyeshadow, these tools are perfect for achieving a seamless makeup application. The makeup blending sponge features a precision application design that ensures an evenly blended, dewy finish for a radiant full-face look.



ITEM: M241169 5PCS Makeup Brushes Set

Elevate your makeup routine with our 5-piece face base makeup brush set, crafted with high-quality synthetic bristles for seamless application of powder, blush, foundation, eye blending and shadow brush. Achieve a flawless finish every time with these essential brushes.



ITEM: M241170 Eye Makeup Brushes Set

Different shapes and sizes of the bristles blend beautifully and allow you to create a variety of eye makeup. Soft and No shedding, with the cruelty-free bristles which are well made of soft synthetic fibers and durable handles, you would feel amazing on your skin by using these eye makeup blending brushes.

**ITEM: M241051** All Over Powder Brush

The powder brush is specially designed with a full, round and dense cut for applying loose or pressed powder onto face and body. Perfect to touch up make-up anytime.

**ITEM: M241052** Powder Brush

The powder brush is specially designed with a full, round and dense cut for applying loose or pressed powder onto face and body. Perfect to touch up make-up anytime.

**ITEM: M241053** Angled Foundation Brush

The angled foundation brush mimics finger tips for even makeup application, helping to conceal imperfections like dark circles, fine lines, freckles, and red spots.

**ITEM: M241054** Angled Blush Brush

The angled blush brush is specially designed for highlighting and shading natural cheek bones. Apply blush and contour the bones and face.

**ITEM: M241055** Highlighter Brush

The highlighter brush can highlight cheekbones, nose bridge, forehead center, Cupid's bow, and enhance brow shape by highlighting the brow bone arch.

**ITEM: M241056** Foundation Brush

The foundation brush is specially designed for smooth, flawless makeup finish. Perfect to apply creme or liquid makeup. Soft and tapered for seamless blending.

**ITEM: M241057** Eye Blending Brush

The eye blending brush is ideal to buff out harsh lines and seamlessly blend colors together on the lid. Suitable for use with loose and pressed eyeshadow products.

**ITEM: M241058** Eye Shadow Brush

The eye shadow brush is specially designed to apply eye color and to softly blend shadows into one another.

**ITEM: M241059** Angled Eyeshadow Brush

The angled eyeshadow brush is perfect for applying eye shadow either all over your lid, into the brow bone, or inside your crease.

**ITEM: M241060** Angled Brow Brush

The brow brush is specifically designed to professionally apply brow powders, creams, gels, and waxes easily and precisely.


**ITEM: M241061** Detail Brush

Use the tip to blend eyeshadow under your lower lashes and target smaller areas like the inner and outer corners for intense pigment application.



ITEM: M241081 All Over Powder Brush

The powder brush is specially designed with a full, round and dense cut for applying loose or pressed powder onto face and body. Perfect to touch up make-up anytime.



ITEM: M241082 Powder Brush

The powder brush is specially designed with a full, round and dense cut for applying loose or pressed powder onto face and body. Perfect to touch up make-up anytime.



ITEM: M241083 Angled Foundation Brush

The angled foundation brush mimics finger tips for even makeup application, helping to conceal imperfections like dark circles, fine lines, freckles, and red spots.



ITEM: M241084 Blush Brush

The blush brush is specially designed for highlighting and shading natural cheek bones. Apply blush and contour the bones and face.



ITEM: M241085 Highlighter Brush

The highlighter brush can highlight cheekbones, nose bridge, forehead center, Cupid's bow, and enhance brow shape by highlighting the brow bone arch.



ITEM: M241086 Foundation Brush

The foundation brush is specially designed for smooth, flawless makeup finish. Perfect to apply creme or liquid makeup. Soft and tapered for seamless blending.



ITEM: M241087 Eye Blending Brush

The eye blending brush is ideal to buff out harsh lines and seamlessly blend colors together on the lid. Suitable for use with loose and pressed eyeshadow products.



ITEM: M241088 Eye Shadow Brush

The eye shadow brush is specially designed to apply eye color and to softly blend shadows into one another.



ITEM: M241089 Angled Eyeshadow Brush

The angled eyeshadow brush is perfect for applying eye shadow either all over your lid, into the brow bone, or inside your crease.



ITEM: M241090 Angled Brow Brush

The brow brush is specifically designed to professionally apply brow powders, creams, gels, and waxes easily and precisely.



ITEM: M241091 Detail Brush

Use the tip to blend eyeshadow under your lower lashes and target smaller areas like the inner and outer corners for intense pigment application.



ITEM: M241111 All Over Powder Brush

The powder brush is specially designed with a full, round and dense cut for applying loose or pressed powder onto face and body. Perfect to touch up make-up anytime.



ITEM: M241112 Powder Brush

The powder brush is specially designed with a full, round and dense cut for applying loose or pressed powder onto face and body. Perfect to touch up make-up anytime.



ITEM: M241113 Angled Foundation Brush

The angled foundation brush mimics finger tips for even makeup application, helping to conceal imperfections like dark circles, fine lines, freckles, and red spots.



ITEM: M241114 Blush Brush

The blush brush is specially designed for highlighting and shading natural cheek bones. Apply blush and contour the bones and face.



ITEM: M241115 Highlighter Brush

The highlighter brush can highlight cheekbones, nose bridge, forehead center, Cupid's bow, and enhance brow shape by highlighting the brow bone arch.



ITEM: M241116 Foundation Brush

The foundation brush is specially designed for smooth, flawless makeup finish. Perfect to apply creme or liquid makeup. Soft and tapered for seamless blending.



ITEM: M241117 Eye Blending Brush

The eye blending brush is ideal to buff out harsh lines and seamlessly blend colors together on the lid. Suitable for use with loose and pressed eyeshadow products..



ITEM: M241118 Angled Eyeshadow Brush

The angled eyeshadow brush is perfect for applying eye shadow either all over your lid, into the brow bone, or inside your crease.



ITEM: M241119 Angled Brow Brush

The brow brush is specifically designed to professionally apply brow powders, creams, gels, and waxes easily and precisely.



ITEM: M241120 Detail Brush

Use the tip to blend eyeshadow under your lower lashes and target smaller areas like the inner and outer corners for intense pigment application.



Powder brush M240241

The powder brush is specially designed with a full, round and dense cut for applying loose or pressed powder onto face and body. Perfect to touch up make-up anytime.



Foundation brush M240245

The foundation brush is specially designed for smooth, flawless makeup finish. Perfect to apply creme or liquid makeup. Soft and tapered for seamless blending.



Blush brush M240242

The blush brush is specially designed for highlighting and shading natural cheek bones. Apply blush and contour the bones and face.



Stippling brush M240246

The stippling brush is perfect for foundation powder polishing, large area blush and contouring. It helps to push the makeup product onto your skin rather than having your bristles absorb the formula.



Angled blush brush M240243

The angled blush brush is specially designed for highlighting and shading natural cheek bones. Apply blush and contour the bones and face.



Cream brush M240247

The cream brush is ideal for the application of BB and CC creams.



Foundation brush M240244

The foundation brush is specially designed for smooth, flawless makeup finish. Perfect to apply creme or liquid makeup. Soft and tapered for seamless blending.



Foundation brush M240248

The foundation brush is specially designed for smooth, flawless makeup finish. Perfect to apply creme or liquid makeup. Soft and tapered for seamless blending.



Highlighter brush M240249

The highlighter brush can evenly highlight the top of the cheekbones, the bridge of the nose, the center of the forehead and the Cupid bow. It can also be used to enhance the brow shape by highlighting the brow bone arch.



Eye shadow brush M240254

The eye shadow brush is specially designed to apply eye color and to softly blend shadows into one another.



Highlighter brush M240250

The highlighter brush can evenly highlight the top of the cheekbones, the bridge of the nose, the center of the forehead and the Cupid bow. It can also be used to enhance the brow shape by highlighting the brow bone arch.



Eye shadow brush M240255

The eye shadow brush is specially designed to apply eye color and to softly blend shadows into one another.



Mask brush M240251

The mask brush is ideal for the application of any kind of mask.



Eye shadow brush M240256

The eye shadow brush is specially designed to apply eye color and to softly blend shadows into one another.



Fan brush M240252

The fan brush is perfect for clean-up or to fan away excess product like eye make up fallout.



Lip brush M240257

The lip brush is ideal for the application of lipsticks and lip glosses, as well as liquid and creamy ones. Specially designed, a round shape tip, allows for precise and controlled application.



Eye blending brush M240253

The blending brush with tapered bristles allow for precision blending powder eyeshadows and buffing harsh lines for a smoother finish. Best used to blend product to the lid and crease.



Angled brow brush M240258

The brow brush is specifically designed to professionally apply brow powders, creams, gels, and waxes easily and precisely. It allows you to accurately shape and define brows and the custom-blended fibers provide smooth and seamless blending.



M240241

The powder brush is specially designed with a full, round and dense cut for applying loose or pressed powder onto face and body. Perfect to touch up make-up anytime.



M240253

The blending brush with tapered bristles allow for precision blending powder eyeshadows and buffing harsh lines for a smoother finish. Best used to blend product to the lid and crease.



M240259

This eye makeup brush set comes with soft CRUELTY FREE Premium, non-shedding, 100% vegan-friendly HIGH QUALITY synthetic bristles and sleek lightweight attractive plastic handles that are very easy to handle. Eyeshadow brushes set create the perfect smokey look or any eye makeup application. Look beautiful and live beautiful every single day by upgrading your makeup to the next level.



M240260

mikoo-remei[®] Basic Makeup Brush Set is tailor-made for newcomers to the world of makeup. This brushes set includes powder brush, blush brush, foundation brush, eye blending brush and eyeshadow brush.



M240261

mikoo-remei[®] Mist Kiss Face + Blending Sponge Set has great multi-tasking essentials for your makeup base. It includes a powder brush, an angled blush brush, an eye blending brush and two blending sponges to provide you a flawless makeup.



Powder brush

M240151

The powder brush is specially designed with a full, round and dense cut for applying loose or pressed powder onto face and body. Perfect to touch-up make-up anytime.



Eye blending brush

M240155

The blending brush with tapered bristles allow for precision blending powder eyeshadows and buffing harsh lines for a smoother finish. Best used to blend product to the lid and crease.



Blush brush

M240152

The blush brush is specially designed for highlighting and shading natural cheek bones. Apply blush and contour the bones and face.



Eye shadow brush

M240156

The eye shadow brush is specially designed to apply eye color and to softly blend shadows into one another.



Stippling brush

M240153

The stippling brush is perfect for foundation powder polishing, large area blush and contouring. It helps to push the makeup product onto your skin rather than having your bristles absorb the formula.



Eye shadow brush

M240157

The eye shadow brush is specially designed to apply eye color and to softly blend shadows into one another.



Highlighter brush

M240154

The highlighter brush can evenly highlight the top of the cheekbones, the bridge of the nose, the center of the forehead and the Cupid bow. It can also be used to enhance the brow shape by highlighting the brow bone arch.



Angled brow brush

M240158

The brow brush is specifically designed to professionally apply brow powders, creams, gels, and waxes easily and precisely. It allows you to accurately shape and define brows and the custom-blended fibers provide smooth and seamless blending.



M240151

The powder brush is specially designed with a full, round and dense cut for applying loose or pressed powder onto face and body. Perfect to touch-up make-up anytime.



M240159

This eyeshadow brushes set create the perfect smokey look or any eye makeup application. Look beautiful and live beautiful every single day by upgrading your makeup to the next level.



M240160


mikoo-remei® Basic Makeup Brush Set is tailor-made for newcomers to the world of makeup. This brushes set includes powder brush, blush brush, eyeshadow brush, short eyeshadow brush and angled brow brush.



Powder brush

M240211

The powder brush is specially designed with a full, round and dense cut for applying loose or pressed powder onto face and body. Perfect to touch-up make-up anytime.



Eye blending brush

M240216

The blending brush with tapered bristles allow for precision blending powder eyeshadows and buffing harsh lines for a smoother finish. Best used to blend product to the lid and crease.



Blush brush

M240212

The blush brush is specially designed for highlighting and shading natural cheek bones. Apply blush and contour the bones and face.



Eye shadow brush

M240217

The eye shadow brush is specially designed to apply eye color and to softly blend shadows into one another.



Angled blush brush

M240213

The angled blush brush is specially designed for highlighting and shading natural cheek bones. Apply blush and contour the bones and face.



Eye shadow brush

M240218

The eye shadow brush is specially designed to apply eye color and to softly blend shadows into one another.



Stippling brush

M240214

The stippling brush is perfect for foundation powder polishing, large area blush and contouring. It helps to push the makeup product onto your skin rather than having your bristles absorb the formula.



Eye shadow brush

M240219

The eye shadow brush is specially designed to apply eye color and to softly blend shadows into one another.



Highlighter brush

M240215

The highlighter brush can evenly highlight the top of the cheekbones, the bridge of the nose, the center of the forehead and the Cupid bow. It can also be used to enhance the brow shape by highlighting the brow bone arch.



Angled brow brush

M240220

The brow brush is specifically designed to professionally apply brow powders, creams, gels, and waxes easily and precisely. It allows you to accurately shape and define brows and the custom-blended fibers provide smooth and seamless blending.



M240211

The powder brush is specially designed with a full, round and dense cut for applying loose or pressed powder onto face and body. Perfect to touch-up make-up anytime.




M240221

This eyeshadow brushes set create the perfect smokey look or any eye makeup application. Look beautiful and live beautiful every single day by upgrading your makeup to the next level.



M240222

mikoo-remei® Basic Makeup Brush Set is tailor-made for newcomers to the world of makeup. This brushes set includes powder brush, blush brush, eyeshadow brush, short eyeshadow brush and angled brow brush.




The powder brush is specially designed with a full, round and dense cut for applying loose or pressed powder onto face and body. Perfect to touch-up make-up anytime.



The blush brush is specially designed for highlighting and shading natural cheek bones. Apply blush and contour the bones and face.



The highlighter brush can evenly highlight the top of the cheekbones, the bridge of the nose, the center of the forehead and the Cupid bow. It can also be used to enhance the brow shape by highlighting the brow bone arch.



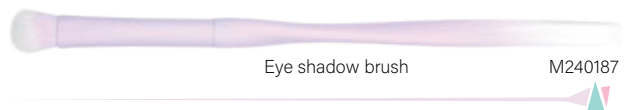
The foundation brush is specially designed for smooth, flawless makeup finish. Perfect to apply creme or liquid makeup. Soft and tapered for seamless blending.



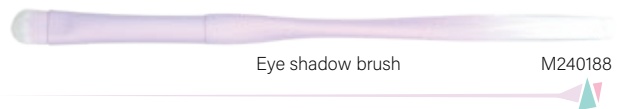
The blending brush with tapered bristles allow for precision blending powder eyeshadows and buffing harsh lines for a smoother finish. Best used to blend product to the lid and crease.



The eye shadow brush is specially designed to apply eye color and to softly blend shadows into one another.



The eye shadow brush is specially designed to apply eye color and to softly blend shadows into one another.



The eye shadow brush is specially designed to apply eye color and to softly blend shadows into one another.



The brow brush is specifically designed to professionally apply brow powders, creams, gels, and waxes easily and precisely. It allows you to accurately shape and define brows and the custom-blended fibers provide smooth and seamless blending.




The powder brush is specially designed with a full, round and dense cut for applying loose or pressed powder onto face and body. Perfect to touch-up make-up anytime.



This eyeshadow brushes set create the perfect smokey look or any eye makeup application. Look beautiful and live beautiful every single day by upgrading your makeup to the next level.




mikoo-remei® Basic Makeup Brush Set is tailor-made for newcomers to the world of makeup. This brushes set includes powder brush, blush brush, eyeshadow brush, short eyeshadow brush and angled brow brush.



NEON Collection

make up brush

mikoo-remei®



M240121 Powder brush

The powder brush is specially designed with a full, round and dense cut for applying loose or pressed powder onto face and body. Perfect to touch-up make-up any time.




M240122 Powder brush

The powder brush is specially designed with a full, round and dense cut for applying loose or pressed powder onto face and body. Perfect to touch-up make-up any time.




M240123 Contour brush

This contouring brush gives you fine precision control over the angles. To achieve angular, defined cheekbones and facial structure.




M240124 Angled blush brush

The angled blush brush is specially designed for highlighting and shading natural cheek bones. Apply blush and contour the bones and face.



M240125 Foundation brush

The foundation brush is specially designed for smooth, flawless makeup finish. Perfect to apply creme or liquid makeup. Soft and tapered for seamless blending.



M240126 Highlighter brush

The highlighter brush can evenly highlight the top of the cheekbones, the bridge of the nose, the center of the forehead and the Cupid bow. It can also be used to enhance the brow shape by highlighting the brow bone arch.



M240127 Eye blending brush

The blending brush with tapered bristles allow for precision blending powder eyeshadows and buffing harsh lines for a smoother finish. Best used to blend product to the lid and crease.



M240128 Eye shadow brush

The eye shadow brush is specially designed to apply eye color and to softly blend shadows into one another.



M240129 Eye shadow brush

The eye shadow brush is specially designed to apply eye color and to softly blend shadows into one another.



M240130 Eye shadow brush

The eye shadow brush is specially designed to apply eye color and to softly blend shadows into one another.



M240131 Eye shadow brush

The eye shadow brush is specially designed to apply eye color and to softly blend shadows into one another.



M240132 Angled brow brush

The brow brush is specifically designed to professionally apply brow powders, creams, gels, and waxes easily and precisely. It allows you to accurately shape and define brows and the custom-blended fibers provide smooth and seamless blending.


Product packaging



M240121



M240124



M240133



M240134

Product display box packaging



M240135

$$4 \times 8 = 32$$

- Powder Brush*8
- Angled Blush Brush*8
- 2 PC Brush Duo*8
- 4 PC Make Up Brush Set*8



M240001 All over powder brush

The powder brush is specially designed with a full, round and dense cut for applying loose or pressed powder onto face and body. Perfect to touch-up make-up anytime.



M240007 Foundation brush

The foundation brush is specially designed for smooth, flawless makeup finish. Perfect to apply creme or liquid makeup. Soft and tapered for seamless blending.



M240002 Powder brush

The powder brush is specially designed with a full, round and dense cut for applying loose or pressed powder onto face and body. Perfect to touch-up make-up anytime.



M240008 Eye blending brush

The blending brush with tapered bristles allow for precision blending powder eyeshadows and buffing harsh lines for a smoother finish. Best used to blend product to the lid and crease.



M240003 Angled blush brush

The angled blush brush is specially designed for highlighting and shading natural cheek bones. Apply blush and contour the bones and face.



M240009 Eye shadow brush

The eye shadow brush is specially designed to apply eye color and to softly blend shadows into one another.



M240004 Foundation brush

The foundation brush is specially designed for smooth, flawless makeup finish. Perfect to apply creme or liquid makeup. Soft and tapered for seamless blending.



M240010 Eye shadow brush

The eye shadow brush is specially designed to apply eye color and to softly blend shadows into one another.



M240005 Contour brush

This contouring brush gives you fine precision control over the angles. To achieve angular, defined cheekbones and facial structure.



M240011 Smokey eye brush

The smokey brush is ideal for creating a smokey eye and perfect for the woman who wants a diffused liner look.



M240006 Highlighter brush

The highlighter brush can evenly highlight the top of the cheekbones, the bridge of the nose, the center of the forehead and the Cupid bow. It can also be used to enhance the brow shape by highlighting the brow bone arch.



M240012 Angled brow brush

The brow brush is specifically designed to professionally apply brow powders, creams, gels, and waxes easily and precisely. It allows you to accurately shape and define brows and the custom-blended fibers provide smooth and seamless blending.



M240013

mikoo-remei® Basic Makeup Brush Set is tailor-made for newcomers to the world of makeup. This brushes set includes powder brush, blush brush, eyeshadow brush, short eyeshadow brush and angled brow brush.




M240014

This eye makeup brush set comes with soft CRUELTY FREE Premium, non-shedding, 100% vegan-friendly HIGH QUALITY synthetic bristles and sleek lightweight attractive plastic handles that are very easy to handle. Eyeshadow brushes set create the perfect smokey look or any eye makeup application. Look beautiful and live beautiful every single day by upgrading your makeup to the next level.



M240001

The powder brush is specially designed with a full, round and dense cut for applying loose or pressed powder onto face and body. Perfect to touch-up make-up anytime.



M240031

All over
powder brush

The powder brush is specially designed with a full, round and dense cut for applying loose or pressed powder onto face and body. Perfect to touch-up make-up anytime.



M240036

Angled blush brush


The angled blush brush is specially designed for highlighting and shading natural cheek bones. Apply blush and contour the bones and face.



M240032

Powder brush

The powder brush is specially designed with a full, round and dense cut for applying loose or pressed powder onto face and body. Perfect to touch-up make-up anytime.



M240037

Contour brush

This contouring brush gives you fine precision control over the angles. To achieve angular, defined cheekbones and facial structure.



M240033

Powder brush

The powder brush is specially designed with a full, round and dense cut for applying loose or pressed powder onto face and body. Perfect to touch-up make-up anytime.



M240038

Foundation brush

The foundation brush is specially designed for smooth, flawless makeup finish. Perfect to apply creme or liquid makeup. Soft and tapered for seamless blending.



M240039

Foundation brush

The foundation brush is specially designed for smooth, flawless makeup finish. Perfect to apply creme or liquid makeup. Soft and tapered for seamless blending.



M240034

Stippling brush

The stippling brush is perfect for foundation powder polishing, large area blush and contouring. It helps to push the makeup product onto your skin rather than having your bristles absorb the formula.



M240040

Cream brush

The cream brush is ideal for the application of BB and CC creams.



M240035

Large Fan brush

The unassuming fan brush has several key purposes: You can use it to sweep on blush, blend other makeup, clean up excess powder, and brush a high layer of highlighter among the cheekbones.



M240041

Highlighter brush

The highlighter brush can evenly highlight the top of the cheekbones, the bridge of the nose, the center of the forehead and the Cupid bow. It can also be used to enhance the brow shape by highlighting the brow bone arch.



M240042 Fan brush

The fan brush is perfect for clean-up or to fan away excess product like eye make up fallout.



M240047 Concealer brush

The concealer brush is ideal for a controlled and precise application of concealer to the under-eye area, colour to the lid or lash line, or cream or powder products to hard-to-reach areas of the face.



M240043 Mascara brush

The mascara brush is for combing and separating eyelashes during and after eyelash extension. It gives the eyelashes a beautiful shape and divide them easily if they stick to each other.



M240048 Small eye shadow brush

The eye shadow brush is specially designed to apply eye color and to softly blend shadows into one another.



M240044 Eye blending brush

The blending brush with tapered bristles allow for precision blending powder eyeshadows and buffing harsh lines for a smoother finish. Best used to blend product to the lid and crease.



M240049 Angled brow brush

The brow brush is specifically designed to professionally apply brow powders, creams, gels, and waxes easily and precisely. It allows you to accurately shape and define brows and the custom-blended fibers provide smooth and seamless blending.



M240045 Eye shadow brush

The eye shadow brush is specially designed to apply eye color and to softly blend shadows into one another.



M240050 Lip brush

The lip brush is deal for the application of lipsticks and lip glosses, as well as liquid and creamy ones. Specially designed, a round shape tip, allows for precise and controlled application.



M240046 Eye shadow brush

The eye shadow brush is specially designed to apply eye color and to softly blend shadows into one another.



M240051 Eye pencil brush

Specially profiled tip allows for the precise application of eyeshadows on the entire eyelid as well as in eyelid fold.



M240052

mikoo-remei Basic Makeup Brush Set is tailor-made for newcomers to the world of makeup. This brushes set includes powder brush, blush brush, eyeshadow brush, short eyeshadow brush and angled brow brush.



M240053

This eye makeup brush set comes with soft CRUELTY FREE Premium, non-shedding, 100% vegan-friendly HIGH QUALITY synthetic bristles and sleek lightweight attractive plastic handles that are very easy to handle.

Eyeshadow brushes set create the perfect smokey look or any eye makeup application. Look beautiful and live beautiful every single day by upgrading your makeup to the next level.



M240031

The powder brush is specially designed with a full, round and dense cut for applying loose or pressed powder onto face and body.

Perfect to touch-up make-up anytime.



M240061 Powder brush

The powder brush is specially designed with a full, round and dense cut for applying loose or pressed powder onto face and body. Perfect to touch-up make-up anytime.



M240062 Angled blush brush

The angled blush brush is specially designed for highlighting and shading natural cheek bones. Apply blush and contour the bones and face.



M240063 Foundation brush

The foundation brush is specially designed for smooth, flawless makeup finish. Perfect to apply creme or liquid makeup. Soft and tapered for seamless blending.



M240064 Foundation brush

The foundation brush is specially designed for smooth, flawless makeup finish. Perfect to apply creme or liquid makeup. Soft and tapered for seamless blending.



M240065 Eye blending brush

The blending brush with tapered bristles allow for precision blending powder eyeshadows and buffing harsh lines for a smoother finish. Best used to blend product to the lid and crease.



M240066 Eye shadow brush

The eye shadow brush is specially designed to apply eye color and to softly blend shadows into one another.



M240067 Eye shadow brush

The eye shadow brush is specially designed to apply eye color and to softly blend shadows into one another.



M240068 Smokey eye brush

The smokey brush is ideal for creating a smokey eye and perfect for the woman who wants a diffused liner look.



M240069 Angled brow brush

The brow brush is specifically designed to professionally apply brow powders, creams, gels, and waxes easily and precisely. It allows you to accurately shape and define brows and the custom-blended fibers provide smooth and seamless blending.



M240070

mikoo-remel® Basic Makeup Brush Set is tailor-made for newcomers to the world of makeup. This brushes set includes powder brush, blush brush, eyeshadow brush, short eyeshadow brush and angled brow brush.



M240071

This eye makeup brush set comes with soft CRUELTY FREE Premium, non-shedding, 100% vegan-friendly HIGH QUALITY synthetic bristles and sleek lightweight attractive plastic handles that are very easy to handle. Eyeshadow brushes set create the perfect smokey look or any eye makeup application. Look beautiful and live beautiful every single day by upgrading your makeup to the next level.



M240061

The powder brush is specially designed with a full, round and dense cut for applying loose or pressed powder onto face and body. Perfect to touch-up make-up anytime.



M240104

High-performance multifunction brush with an exclusive sculpted shape for precision from every angle. This face brush set is a secret weapon for flawless makeup application. Blush, bronzer, foundation and concealer are blended into the skin thanks to a slanted corner which makes it easier to contour and control your look than ever before.



M240105

4pcs Brushes for Powder, Foundation, Pressed or Loose Powders etc. Ideally for applying, blending and highlighting products. Cover all your needs for your makeup.



M240106

4pcs Brushes for Blush, Foundation, Pressed or Loose Powders etc. Ideally for applying, blending and contouring products. Cover all your needs for your makeup.



BEAUTY SPONGES





BEAUTY SPONGES

XXL

ITEM: 13001

Size: 7×11 cm

01 02



XL

ITEM: 13002

Size: 6×8 cm

01 02



ITEM: 13003

Size: 3.6×5.5 cm



ITEM: 13004

Size: 3.6×5 cm

02



ITEM: 13005

Size: 4×6 cm

01 02 03 04 05
06 07 08 09



ITEM:13006

Size:6×8 cm



ITEM:13007

Size:4×6 cm



ITEM:13008

Size:4×6 cm




ITEM:13009

Size:4×6 cm



ITEM:13010

Size:3.5×5.3 cm



ITEM:13011

Size:4×6 cm





ITEM:13012

Size:4×6 cm



ITEM:13013

Size:4×6 cm



ITEM:13014

Size:4×6 cm



ITEM:13015

Size:4×6 cm



ITEM:13016

Size:4×6 cm



ITEM:13017

Size:4×6 cm



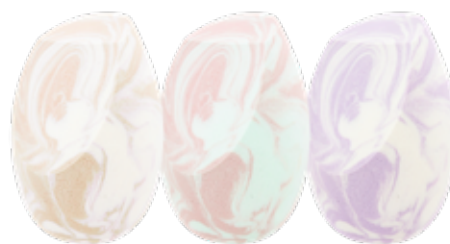
ITEM:13018

Size:4×6 cm



ITEM:13019

Size:4×6 cm



ITEM:13020

Size:4×6 cm



ITEM:13021

Size:4×6 cm



ITEM:13022

Size:4×6 cm



ITEM:13023

Size:4×6 cm



ITEM:13024

Size:4×4.1 cm



ITEM:13025

Size:4×6 cm



ITEM:13026

Size:4×6 cm



ITEM:13027

Size:4×6 cm



ITEM:13028

Size:4×6 cm




ITEM:13029

Size:4×5.5 cm



ITEM:13030

Size:4×6 cm



ITEM:13031

Size:4×2.5 cm



ITEM:13032

Size:4×4.1 cm



ITEM:13033

Size:4×5.5 cm



ITEM:13034

Size:4×5.8 cm



ITEM:13035

Size:3.7×3.85 cm



ITEM:13036

Size:4×4.1 cm



ITEM:13037
Size:10×10 cm



ITEM:13038
Size:10×10 cm



ITEM:13039
Size:10×10 cm



ITEM:13040
Size:10×10 cm



ITEM:13041
Size:3.4×5.8 cm



ITEM:13042
Size:4×6 cm



ITEM:13043
Size:3.6×5.8 cm



ITEM:13044
Size:4×6.5 cm



ITEM:13045
Size:4×6.3 cm



ITEM:13046
Size:4×6 cm



ITEM:13047
Size:4×6 cm



ITEM:13048
Size:4×6 cm



ITEM:13049
Size:3×2 cm
01 02



ITEM:13050
Size:3×2 cm
01 02



ITEM:13051
Size:2×2.6 cm
01 02



ITEM:13052
Size:3.3×2 cm
01 02



ITEM:13053

Size:7.6×3.8×2.5 cm



ITEM:13054

Size:5.7×2.5×5.8 cm



ITEM:13055

Size:6.8×3×2.5 cm



ITEM:13056

Size:3.5×4.8×0.7 cm



ITEM:13057

Size:5.5×5.5×0.8 cm



ITEM:13058

Size:7×5×1 cm

01 02



ITEM:13059

Size:6×6×2.8 cm



ITEM:13060

Size:4×6 cm



ITEM:13061

Size:4×6 cm



ITEM:13062

Size:4.8×6.2×0.8 cm



ITEM:13063

Size:3.8×6.5 cm



ITEM:13064

Size:6.8×4×0.8 cm




ITEM:13065

Size:6.8×4×0.8 cm



ITEM:13066

Size:5.5×5×0.7 cm




ITEM:13067



ITEM:13068



ITEM:13069



ITEM:13070



ITEM:13071



ITEM:13072



ITEM:13073

Size:4.2×5.2×1.8 cm



ITEM:13074

Size:4.2×5×2 cm



ITEM:13075

Size:4.2×4.2×2 cm



ITEM:13076

Size:4.2×6×1.8 cm



ITEM:13077
Size:11×6.5 cm



ITEM:13078
Size:11×6.5 cm



ITEM:13079
Size:7.3×5.2×3.3 cm



ITEM:13080
Size:10×6.5 cm

01 02 03



ITEM:13081
Size:7×8 cm

01 02 03



04 05 06 07 08



ITEM:13082



ITEM:13083



ITEM:13084
Size:7×7×1.2 cm



ITEM:13085
Size:7×7×1.2 cm



ITEM:13086
Size:8.5×8×1 cm



ITEM:13087
Size:5.5×5.5×0.8 cm



ITEM:13088



ITEM:13089



ITEM:13090



ITEM:13091



ITEM:13092



ITEM:13093



ITEM:13094



ITEM:13095



ITEM:13096



ITEM:13097



ITEM:13098



ITEM:13099



ITEM:13100



ITEM:13101



ITEM:13102



ITEM:13103



ITEM:13104



ITEM:13105



ITEM:13106



ITEM:13001



ITEM:13003



ITEM:13005

COOPERATION PARTNER

